


Welcome to Chase Bridge Nursery

Excel at Learning

Express Your Talents

Care for Others

Summer 2024



“Let children be children. A skilled five year old grows from a busy four year old, a curious three year old, a cuddled two year old, an adventurous one year old and a communicative baby.”



Staffing

- Stephanie Taylor - Nursery Teacher
- Jan Astbury - Nursery TA
- Safwana Vohra - Nursery TA
- Bertie West - Nursery TA
- Epp Jones - Early Years SEN support and also covering Mrs Taylor's ppa 1 day a week.
- Daniel Bishop - Head Teacher
- Brian Ostro - Deputy Head Teacher
- Tania Noble - Early Years Leader
- Katie Pyke - Welfare assistant
- Hannah Gilbert – SENCO



The Nursery team



By the end of the meeting you will...

- ❑ Feel confident and excited about your child starting nursery
- ❑ Understand the school's expectations of parents and what parents need to do before September
- ❑ Understand how best to prepare your child for their start at Chase Bridge
- ❑ Understand the routines of the day



Find out more...

Please look at the school website and Facebook page for more information about the school

<https://www.chasebridge.richmond.sch.uk/>

Don't forget to complete your admissions form



Attendance

- ❑ We all know that attendance at school is hugely beneficial for children's development across all areas.
- ❑ If you have any concerns about your child attending school in September, please do discuss this with us as soon as possible.



Tapestry

- ❑ Our online learning journal
- ❑ You will receive regular updates on your child's learning at school
- ❑ You can also share photos and messages from home (Please note that absences still need to be called through to the office)
- ❑ Tutorial videos to follow
- ❑ Please comment and like posts as it is a lovely way for us to monitor parental engagement
- ❑ Urgent messages should be emailed to info@chasebridge.richmond.sch.uk



Arbor

- ❑ Arbor is the information system we use here at Chase Bridge to record essential info about children, together with parent information such as contact details.
- ❑ We also use Arbor to send out all school communication via email. Therefore it is vital that you activate your Arbor account once you receive the welcome email from us.
- ❑ Please ensure you add to Arbor all the adults that you are happy to collect your child. Childminders, grandparents etc. If you have someone collecting who is not on Arbor you will need to email the school office.



School Visits

- ❑ School visits give your child the opportunity to meet us and see their classroom after the summer break
- ❑ During the visit, you'll meet some other families and have a 1:1 meeting with the class teacher
- ❑ Your 1:1 meeting is an important opportunity for you to share any personal information that will help us to ensure your child makes a great start



Before the Summer holidays

- ❑ Admission and Home/School visit forms - Please check you have completed the Google forms and received a confirmation email.



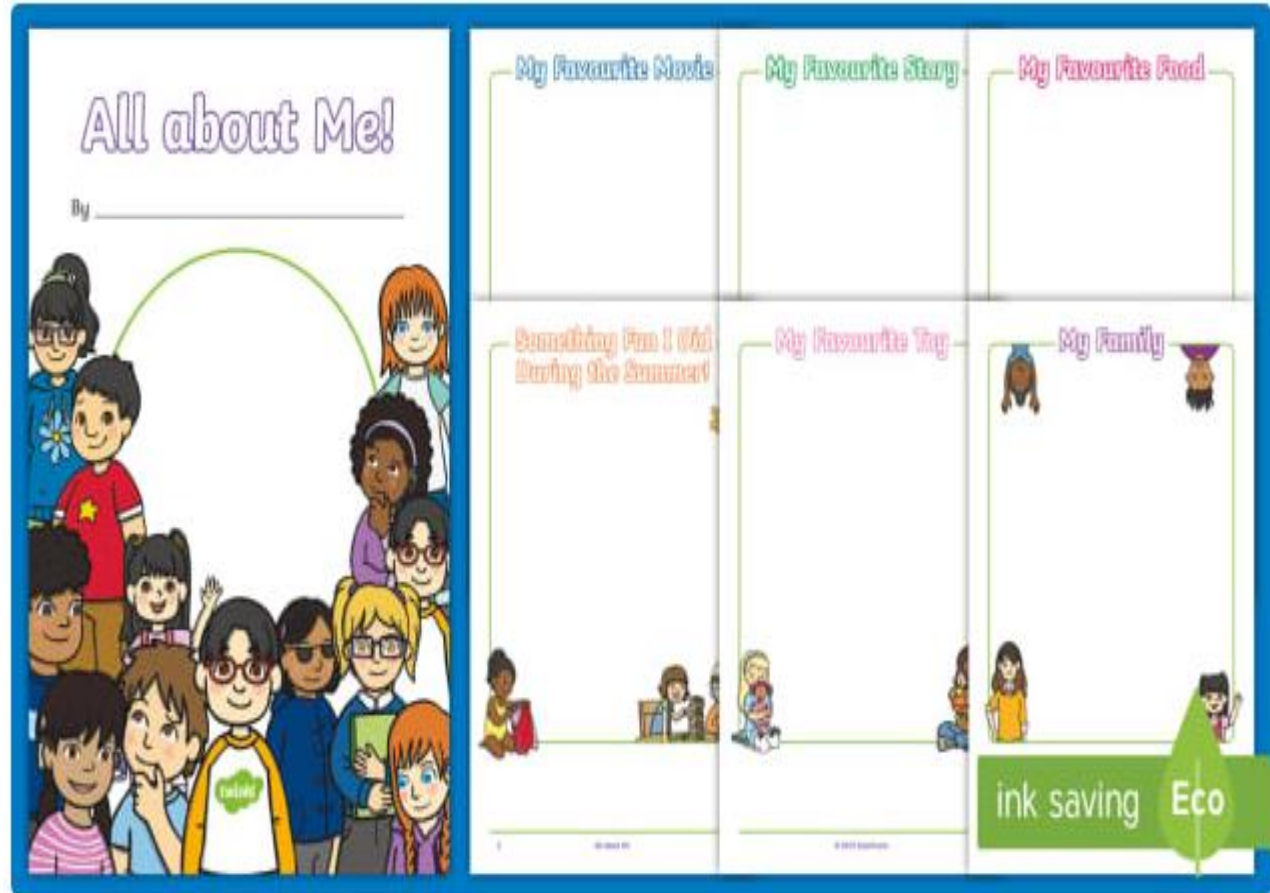
Starting Nursery – a quick goodbye...

- On the way to school, talk to your child about all the exciting learning they will be doing: “I wonder what, or who, you will play with today?”
- Remind them of the friends they will be seeing.
- Drop off with a smile (even if you are struggling to fight back the tears). Assure them that they will have fun at school, learning new things. If you look scared or anxious it will make them feel unsure about the situation – be the best actor you can be! A quick goodbye is best.
- If your child is upset, it is helpful to remind them of what they will do after school – going to the park, off to the high street, nanny and granddad picking up etc.
- Most children are very happy and excited on their first day of nursery. However, if your child is very upset, you will be able to stay outside with your child until they have calmed down and we are ready to help them settle.



All About Me Books

- ❑ Keep it as visual as possible. Lots of **clearly labelled photos** please.
- ❑ These booklets are a fantastic way of reassuring your child if they become anxious.



Timings of the school sessions

- ❑ The morning nursery session starts at 8.40am and finishes at 11.40am (**Please arrive promptly**)
- ❑ The afternoon nursery session starts at 12.15pm and finishes at 3.10pm (**Please arrive by 3.15pm**)
- ❑ The 30 hour timings are 8.40am until 2.45pm or until **3.10pm at a small charge**
- ❑ The 30 hour children will have lunch from 11.45am – 12.15pm




A typical session

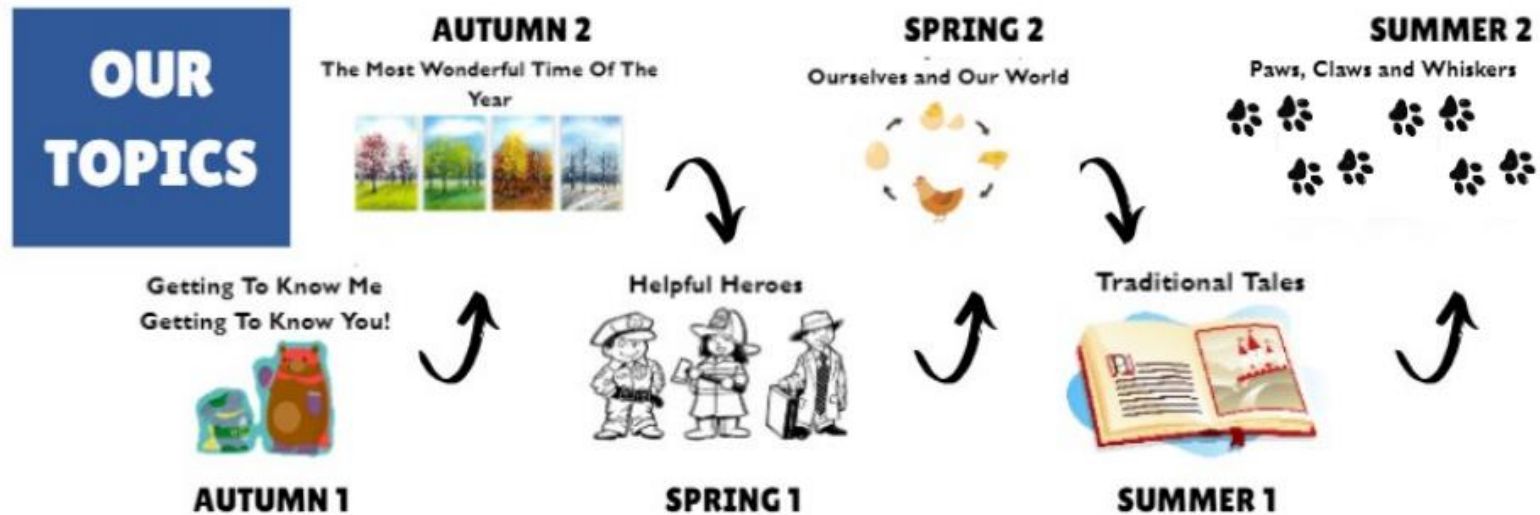
- ❑ Whole class register and learning time
- ❑ 'Free flow' – inside and out (whatever the weather – almost!)
- ❑ Adult led small group sessions
- ❑ Fruit, milk and story time
- ❑ Large outdoor play area
- ❑ Learning time – Math or phonic focus (alternates daily)
- ❑ Song time
- ❑ Home time



Nursery Trips and Workshops



Nursery Topics



Snack time and Lunch Time in Nursery

- ❑ We are asking each parent to send their child to Nursery with one piece of fruit as a contribution towards a shared snack and a named water bottle. Please put this in their book bag.
- ❑ 30 hours Nursery children will need to bring two pieces of fruit daily and a packed lunch too.



‘Uniform’ in Nursery

- ❑ Plain white t-shirt (with or without logo)
- ❑ Plain black/navy PE shorts
- ❑ Plain black/navy blue tracksuit bottoms or leggings
- ❑ Plain navy sweatshirt (with or without logo)
- ❑ Trainers (with velcro)
- ❑ Open toed sandals and flip-flops are not allowed as their feet are not properly protected
- ❑ The school book bag, to be brought in every day
- ❑ Please name everything!



Medical Needs or Developmental Concerns

- ❑ We must have information about any health condition or specific needs that might affect your child as soon as possible.
- ❑ We need this information to ensure we are prepared to meet your child's needs. We may need to prepare a care plan. This will usually be authorised by your G.P.
- ❑ Developmental concerns, these may include speech and language or behavioural concerns. If you have concerns that your child may need more support please speak to the Nursery team. We will work together with you to ensure your child receives the care and support that they need.



How can I help my child?

- ❑ Routine
- ❑ Bedtime
- ❑ Dummies and bottles can inhibit speech development. Please wean them off as soon as possible!
- ❑ Books about school
- ❑ Dressing and other skills that encourage independence
- ❑ Toileting
- ❑ Getting ready to walk to Nursery
- ❑ **Talk and ask questions as much as possible**



Sneaky peek at our new garden



Any Questions?

If you have any questions, please email info@chasebridge.richmond.sch.uk and We will endeavour to respond as soon as we can.

