

All About Year 1

Meet your new Year 1 team for September 2023





Meet the staff

- **Mrs Demetriou**
Willow Class Teacher and Year Group Leader
- **Miss Brown**
Oak Class Teacher
- **Miss Harland**
Apple Class Teacher
- **Miss Rush, Miss Craw & Miss Garside**
Year 1 Teaching Assistants
- **Friends of Chase Bridge – class rep**
to be announced!



Uniform and school bags

Please refer to the uniform policy and remember that:

- ❑ **No jewellery** should be worn apart from a plain watch and small stud earrings
- ❑ **Plain black school shoes** (no boots or sport shoes) & school socks
- ❑ **Long hair** should be **tied up** no fussy hair accessories or shaved patterns
- ❑ **PE kit** worn to school on your child's PE day - Monday
- ❑ **Bags** plain, compact/sensible small size



Preparing for September

Get to know our units of work and learning expectations -
All year 1 curriculum details are available on the website:

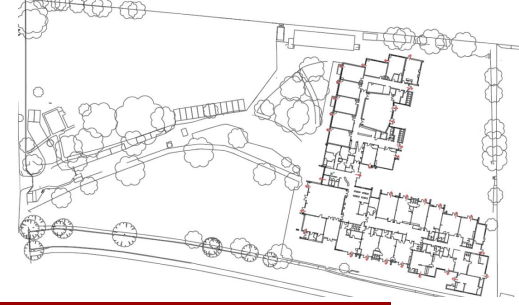
<https://www.chasebridge.richmond.sch.uk/our-classes/year-1>

Read our Online Safety overview - and discuss with your child
(age appropriate)

<https://www.chasebridge.richmond.sch.uk/online-safety>



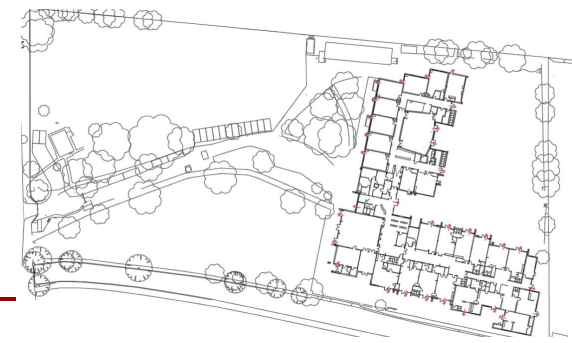
Start of the day



- ☐ Children will start school at 8.45am
- ☐ Children will line up with their class teacher in the playground.
- ☐ Parents will stay behind the red line and children will walk towards their class teacher to line up.
- ☐ To avoid congestion, we ask that you please leave the school site as soon as your child is with their class teacher.



End of the day



- ☐ Children will finish school at 3.15pm
- ☐ Children to be collected from the playground
- ☐ Parents will wait behind the red line and the teacher will dismiss the children to parents.
- ☐ The playground will not be in use after school. As pick up points are used for different year groups at their end of day time, all parents are expected to leave the school site as quickly as possible to ensure a safe and calm environment.



Being prepared

- ☐ A water bottle



A small pencil case containing ...

- ☐ a pencil,
- ☐ pencil sharpener,
- ☐ rubber,
- ☐ glue stick,
- ☐ high-lighter pens,
- ☐ colouring pens and pencils

Please can every child also donate a tissue box to the school at the start of term.



Our Year 1 topics

All year 1 curriculum details are available on the website:

<https://www.chasebridge.richmond.sch.uk/our-classes/year-1>

Henry VIII:
Henry VIII and
Hampton
Court Palace

**Old Toys New
Toys:** materials
and their
properties

**Who do you
think you are?:**
using our five sense
to learn about the
world

**Plant
Detectives:** wild
and garden
plants and
deciduous and
evergreen plants

**Wonderful
Weather:**
changes across
the 4 seasons

**The Animal
World:** birds,
mammals, fish,
reptiles and
amphibians



The year ahead



- Curriculum based trips
Hampton Court Palace, Chertsey Museum Toy Workshop, Kew Gardens, Weather Drama Workshop & Church Visit.
- Phonics Screening Check in June 2024
- Year 1 Assembly & Christmas performance
- Sports Day



Year 1 Gallery



Lunches

Children will be expected to choose their own lunch option each morning when we do the register.

Please look at the lunch menu and discuss the options with your child.

<https://www.chasebridge.richmond.sch.uk/school-life/useful-information/school-lunches>



Home-learning



At Chase Bridge, we believe in setting meaningful and purposeful home-learning opportunities that helps children to consolidate the core skills they have learnt at school.

Year 1 weekly expectations:

- ☐ **Reading** - minimum of 10 minutes a day
- ☐ **Maths Shed** - set bi-weekly
- ☐ **Spelling Shed** - set once a week + a weekly spelling test (from November 2023)
- ☐ **Seesaw** - set bi-weekly to consolidate, revisit or preview core learning linked with a broad range of curriculum subjects.



Home-school links



Seesaw is our primary platform for keeping in regular contact with you about your child's learning. If you haven't connected yet, please contact the office where they will be happy to send an invite request.

We will use Seesaw to:

- ☐ set weekly learning tasks for children in Years 1 - 6 that focus on reinforcing learning from the week, extending learning further, and/or previewing upcoming learning
- ☐ enhance the learning at school
- ☐ provide helpful announcements/reminders to families and children
- ☐ inform families of the weekly learning and how they can support
- ☐ celebrate awards and achievements
- ☐ Build a strong partnership between home and school

*Seesaw should **not** be used to send messages regarding incidents at school, concerns to raise, medical needs or absence requests. Messages are checked once a week and are used primarily for the teacher to contact parents to share learning celebrations and expectations; please email the info account if you wish to contact the teacher about any of the above.*



How you can help in school

Can you ...

- ☐ Help in class?
- ☐ Listen to readers?
- ☐ Volunteer in our library?
- ☐ Help on a school trip?
- ☐ Share your expertise with the children?
- ☐ Be a mystery reader?

Please make sure you talk to your class rep. and/or teachers and attend one of our **new helper induction sessions.**



Reading

The children will bring home two types of books:








A reading practice book. This will be at the correct phonic stage for your child. They should be able to read this fluently and independently.

A sharing book. Your child will not be able to read this on their own. This book is for you both to read and enjoy together.



Year 1 holiday reading list

Here are some suggestions of great books that you could read over the holidays. Why not link this to the **Summer Reading Challenge at your local library** where you have to read six books?



You can find more recommended books on: www.schoolreadinglist.co.uk



Move Up Morning

- The children will spend the morning meeting their new teacher and getting to know their new classroom on Tuesday 18th July.



Any questions?



See you in September!

