

All About Year 6

Meet your new Year 6 team for September 2024



Meet the staff

- Mrs Page
6P Class Teacher and Year Group Leader
- Mr Bruce/Ms Chadwick
6B Class Teacher/Assistant Head
- Mrs Dight/Miss Lalee
6D Class Teachers
- Mrs MacDouall, Ms Yousef, Ms P, Mrs Jackson
Year 6 Teaching Assistants
- Friends of Chase Bridge – class rep
to be announced!



Uniform and school bags

Please refer to the uniform policy and remember that:

- ❑ **No jewellery should be worn**
apart from a plain watch (not a camera watch) and small stud earrings
- ❑ **Plain black school shoes**
(no boots or sport shoes) & school socks
- ❑ **Long hair should be tied up**
no fussy hair accessories or shaved patterns
- ❑ **PE kit (school PE kit only) worn to school on your child's PE day - Tuesday**
- ❑ **Bags**
plain, compact/sensible small size



Preparing for September

Get to know our units of work and learning expectations -
All year 6 curriculum details are available on the website:

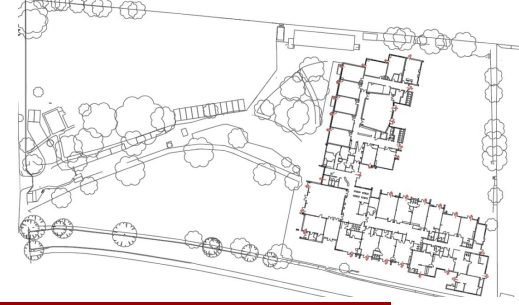
<https://www.chasebridge.richmond.sch.uk/our-classes/year-6>

Read our Online Safety overview - and discuss with your child
(age appropriate)

<https://www.chasebridge.richmond.sch.uk/online-safety>



Start of the day

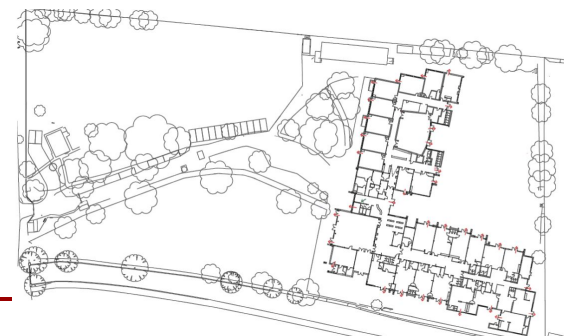


- ☐ For Year 6: children can be dropped off at the main gate and they can walk to class independently from **8.45am - 8.55am**. Register will be taken at 9.00am.

To avoid congestion, we ask that you please leave the school site as soon as your child is with their class teacher.



End of the day



Children will finish school at 3.25pm and will be dismissed via Lions
Children who are not collected on time are taken to the office area to wait.

If you would like your child to walk home alone, then an adult from home must complete the on-line google form (even if you have completed last year).

Please ensure that you have updated your permissions for adults to pick up.

The playground will not be in use after school. As pick up points are used for different year groups at their end of day time, all parents are expected to leave the school site as quickly as possible to ensure a safe and calm environment.



*Please can every child also
donate a tissue box to the
school at the start of term.*

Being prepared

- ☐ A reusable water bottle

A small pencil case containing ...

- ☐ a pencil,
- ☐ handwriting pen,
- ☐ pencil sharpener,
- ☐ rubber,
- ☐ glue stick,
- ☐ ruler
- ☐ highlighter pens,
- ☐ colouring pens and pencils
- ☐ whiteboard pen



Independence and Growing Up

1. Knocking down the fear of failure

We support children to be resilient towards challenge and see it as an opportunity to learn, and mistakes as an opportunity to reflect, evaluate and grow.

Support at home: praise for trying a challenge even when they make mistakes; praise further when they demonstrate that they have learnt from their mistakes.



Independence and Growing Up

2. The hidden power of persistence

Effort and persistence are all key in supporting children to make great progress and achieve their very best. Purposeful practice is encouraged – it requires focused attention and is done with the specific goal of seeing improvement in the skill they are practising. This encourages children to take ownership of their learning and set aspirational goals for themselves.

Support at home: encourage children to practise regularly at skills they want to improve. Little and often will encourage perseverance and determination.



Independence and Growing Up

3. Ownership of their learning

Once the children go to secondary school, there will be a growing focus on children's independence and organisational skills: they have to find their way around a much bigger site, become familiar with their timetable, get used to being with different teachers and in different classrooms, keep a record of their homework and remember what they need to take to school each day. We work to empower children to take ownership of their learning to ensure they are ready and confident to face the exciting new challenge of secondary school.

Support at home: support the use of the school planner for checking important dates, deadlines, homework, notes and general organisation.



Independence and Growing Up

4. Self-reflection

Giving children the time and place for reflection empowers them as learners and thinkers. Reflection on a lesson or on their own progress allows them to build skills in critical thinking that they can apply when they are problem-solving and learning on their own.

Support at home: Questions to encourage reflection - "Can you tell me more about that?" "What else happened?" "What did you think after that happened?"



"We do not
learn from
experience...we
learn from
reflecting on
experience."
—John Dewey



[illegible]

As the children are moving towards secondary school and to aid that transition, children in Year 6 will be allowed to bring a basic, non-smart technology 'feature' phone with them to school. This is handed in at the start of the day to the teacher and returned at the end of the day.

Our Acceptable Use Policy will be sent home for you to read, understand and sign. For a child to bring a phone to school, our AUP must be signed by both parent and child. With support from parents and school staff, children need to understand these risks in order to help them develop appropriate strategies for keeping themselves safe. We will address these, alongside the opportunities and potential of mobile technology, through a sequence of lessons over the autumn term in Year 6.

- ☐ Read, understand and adhere to the Acceptable Use Policy.
- ☐ Behave sensibly and responsibly with on-line activities
- ☐ Use social media and messaging appropriately



- ☐ Read, understand, help and support the school in promoting our Acceptable Use Policy
- ☐ Help your child use digital technology in an appropriate way



Our Year 6 topics

All our curriculum details are available on the website:

<https://www.chasebridge.richmond.sch.uk/our-classes/curriculum>

**Down by the
riverside:**
Learning about
rivers

**Darwin's
discoveries:**
Evolution

**Civilisation and
Ancient Greece:**
A study of
Ancient Greece

World Wars:
Learning about World
War 1 and 2

**Earth
Explorers:**
Exploring
Japan, Mexico,
Nigeria and
Germany

Moving on:
Preparing to
transition to
secondary school



The year ahead

- New roles and responsibilities
Tour captains, house captains, librarians, travel ambassadors
- Curriculum based trips and activities
Bikeability in October, Teddington Lock, Imperial War Museum, Junior Citizen, Ancient Greek day, Humanist speaker
- Residential - Hindleap Warren in December
A specific meeting will be held in the Autumn Term
- KS2 SATS tests - wc 12th May 2025
Reading, Maths and SPaG. A specific meeting will be planned in the spring term.
- Year 6 production in July
- End of Year 6 celebrations



Gallery



Home-learning

At Chase Bridge, we believe in setting meaningful and purposeful home-learning opportunities that helps children to consolidate the core skills they have learnt at school.

Year 6 weekly expectations:

- ☐ **Reading** - minimum of 30 minutes a day
- ☐ **Mathshed** - set once a week
- ☐ **Spelling Shed** - set once a week + a weekly spelling test
- ☐ **Seesaw** - set once a week to consolidate, revisit or preview core learning linked with a broad range of curriculum subjects.



Home-school links



Seesaw is our primary platform for keeping in regular contact with you about your child's learning. If you haven't connected yet, please contact the office where they will be happy to send an invite request.

We will use Seesaw to:

- ☐ set weekly learning tasks for children in Years 1 - 6 that focus on reinforcing learning from the week, extending learning further, and/or previewing upcoming learning
- ☐ enhance the learning at school
- ☐ provide helpful announcements/reminders to families and children
- ☐ inform families of the weekly learning and how they can support
- ☐ celebrate awards and achievements
- ☐ Build a strong partnership between home and school

*Seesaw should **not** be used to send messages regarding incidents at school, concerns to raise, medical needs or absence requests. Messages are checked once a week and are used primarily for the teacher to contact parents to share learning celebrations and expectations; please email the info account if you wish to contact the teacher about any of the above.*



How you can help in school

Can you ...

- ☐ Help in class?
- ☐ Listen to readers?
- ☐ Volunteer in our library?
- ☐ Help on a school trip?
- ☐ Share your expertise with the children?
- ☐ Mystery readers

Please make sure you talk to your class rep. and/or teachers




Year 6 holiday reading list


Here are some suggestions of great books that you could read over the holidays. Why not link this to the **Summer Reading Challenge at your local library** where you have to read six books?




A debut novel in which a young boy learns all about the dangerous power of stories – sharing them, keeping them, and putting yourself within them.




Left abandoned as a baby on a farm, Simon Sparrow lives a tough life. But he has an amazing gift. Every animal he meets, trusts and understands him.




Tristan finds an old picture viewing device in a rubbish dump and becomes drawn further and further into the places and worlds he sees.



Three children and their mother leave their life in London to live in a cottage in the country. Will they discover the truth about their father's disappearance?



Joe is miserable and longs to escape from his huge family mansion. But more dangerous is his evil granny who has truly horrid plans for him.



A young Jewish boy is determined to escape from an orphanage to find and rescue his parents from Nazi Germany.



Move Up Morning

- The children will spend the morning meeting their new teacher and getting to know their new classroom on 18th July.



Any questions?



See you in September!

